



Stainless Steel Corrugated Hoses



Application : For transfer of hot liquids & gas, General & Corrosive Chemicals, Petroleum & Petro-Chemical & Cryogenic.

Construction : Flexible inner core, thick wall corrugation, without packing, annular hydraulically formed close pitch corrugation.

Size Range : 6 mm upto 750 mm

Core Material : 321/304/316/316L/304L

Braid Material : 304/316

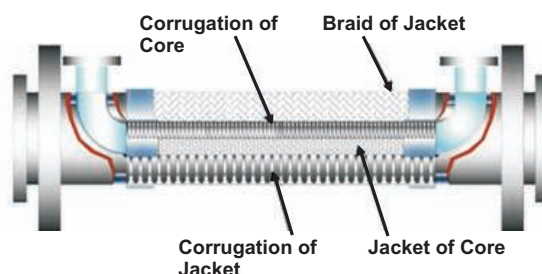
Temperature : Upto 800 deg C

Nominal I.D		Tubing with One braid		Bend radius		Tubing with two braids		Bend radius	
mm	Inch	Minimum OD / mm	Op.Press. Kg/cm2	Constant Fix. mm	Permanent Bend mm.	Minimum OD/mm	Nom. Press. kg/cm2	Constant Fix. mm	Permanent Bend mm
6	1/4	15	100	60	16	17	150	200	16
10	3/8	17	64	100	18	19	125	250	18
12	1/2	19	64	140	20	22	125	300	20
20	3/4	29	50	230	30	31	100	400	30
25	1	35	40	260	40	37	80	450	40
32	1.1/4	44	32	290	50	46	50	500	50
38	1.1/2	54	25	320	60	56	50	550	60
50	2	66	20	360	70	69	40	620	70
65	2.1/2	83	16	420	80	86	40	700	80
80	3	100	12.5	480	100	103	32	850	100
100	4	122	12.5	580	120	126	32	1000	120
125	5	150	12.5	680	150	155	25	1200	150
150	6	177	10	800	200	183	25	1500	200
200	8	232	6	950	260	238	20	1800	260
250	10	287	6	1200	340	293	12.5	2400	340
300	12	340	4	1600	420	346	10	3000	420
350	14	384	4	1675	890	395	10	3000	940

Special Hoses available on request:

- Extra High Pressure
- Smooth Bore

Jacketed Hose Assembly:




Standard Fittings

The fittings are available in MS, CS, Brass, GM, Bronze. Flange connection can meet to IS, Din, ANSI, ASA or as per client requirement.

JRE-001
Welding End



JRE-002
Pipe Nipple Tapered Male



JRE-003
Hexagon Nipple Tapered Male



JRE-004 Hexagon Nipple
Straight Male Straight Female



JRE-005 Plain Socket Straight
Female Straight Female



JRE-006
Hexagon Socket Straight Female



JRE-007
Female Swivel



JRE-008
Hexagon Union Straight Female



JRE-009
Hexagon Union Straight Male




JRE-010
Hexagon Union Welding End



JRE-011
Hexagon Union Straight Female




JRE-013
Hex. Union GF 304 Type




JRE-014
3000 lbs Heavy Duty Type



JRE-015
Fixed Flange



JRE-016
Floating Flange



*Standard Fitting Seat is Flat Seat; any other seating can be provided as per client needs.